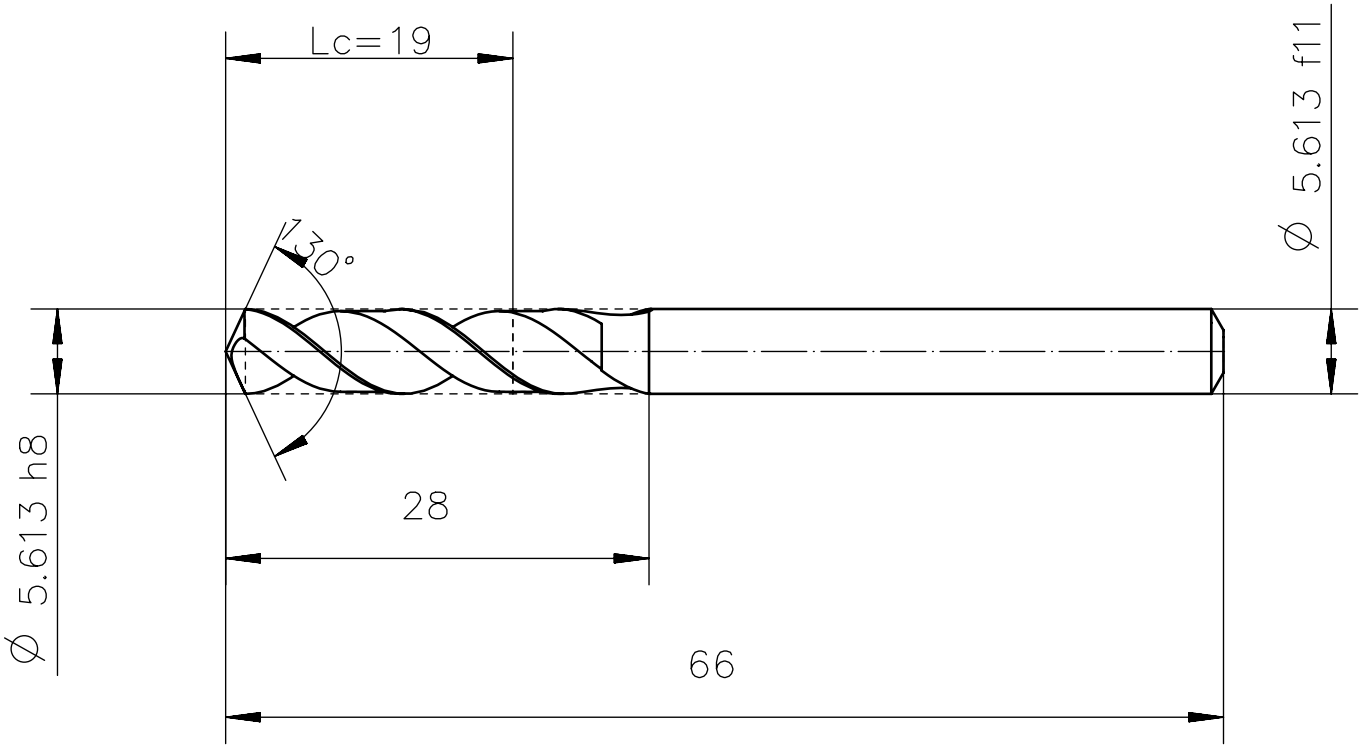
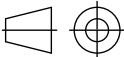



| Characteristics: | |
|------------------|-------------|
| No. of flutes | 2 |
| Direction of cut | right |
| Standard | DIN 1897 |
| Shank | cylindrical |
| Type of tool | UFL |
| | |



| Qty. | Description | | | | Det. | Dwg. No. | | Material | | | | |
|---|-------------|--|------|---|------------|----------|---|--|------------------------------------|--|------------|-----|
| Proprietary Information DIN ISO 16016:2002-5 | | | | | | |  | | Scale: 2:1 | | Format: A3 | |
| We reserve all Rights to this drawing including for the purpose of issuing patents and registration of petty patents. Without our written consent this drawing may not be copied, whole or partially, and may not be misused by the recipient as well as third parties. Any infraction will result in compensation for occurred damages and could lead to legal action by the author. | | | | | | | | | Material: HSS-Co | | | |
| | | | | | | | | | Surface: black margins | | | |
| | | | | | Date | Name | | Description: Drills Type UFL 5.613 28 / 66 | | | | |
| | | | | Drawn | 21.03.11 | Titex | | | | | | |
| | | | | Checked | | | | | | | | |
| | | | |  | | | | | | | | |
| | | | | | | | | | | | | |
| | | | | | | | | | | | | |
| | | | | | | | | | | | | |
| | | | | | | | | | Drawing-No.: 1A1148-5057061 | | | D10 |
| | | | | | | | | | | | | |
| Rev. | Revision | | Date | Name | Cust. No.: | | | Ord.-Code: A1148-N02 | | | | |

Conical+U



Scale: 2:1

Format: A3

Material: HSS-Co
Surface: black margins

Description:
Drills Type UFL
5.613 28 / 66

Drawing-No.:
1A1148-5057061 D10